

Copernicus FICE 2025

Copernicus FRM4SOC-2025 Training In Above-Water Radiometry

Logistics at AAOT

Angela Pomaro

National Research Council of Italy, Institute of Marine Sciences (CNR-ISMAR)
angela.pomaro@cnr.it

7 July 2025 - Venice, Italy

IMPLEMENTED BY



fiducial reference
measurements for
satellite ocean colour



PROGRAMME OF
THE EUROPEAN UNION



FRM4SOC Phase-2

CNR
ISMAR
ISTITUTO
DI SCIENZE
MARINE



PROGRAMME OF
THE EUROPEAN UNION



UNIVERSITY OF TARTU
Tartu Observatory



Vessels

Boarding

Max 8 people + sailors
per vessel
Approximately 75min sail

Boarding time: 8:45 AM



Litus

Rules

- **No smoking**
- Always follow the captain instructions
- Always wait for the **captain instructions**
- Always wear your **safety boots** and **safety jacket** (provided onboard)

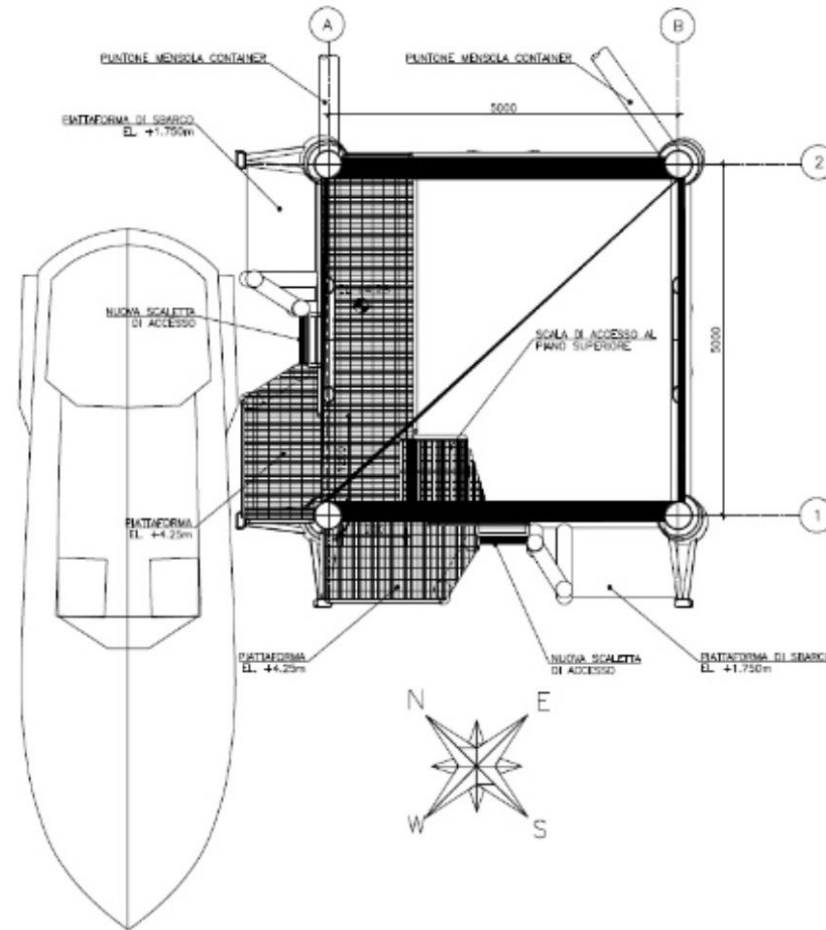


Issimo

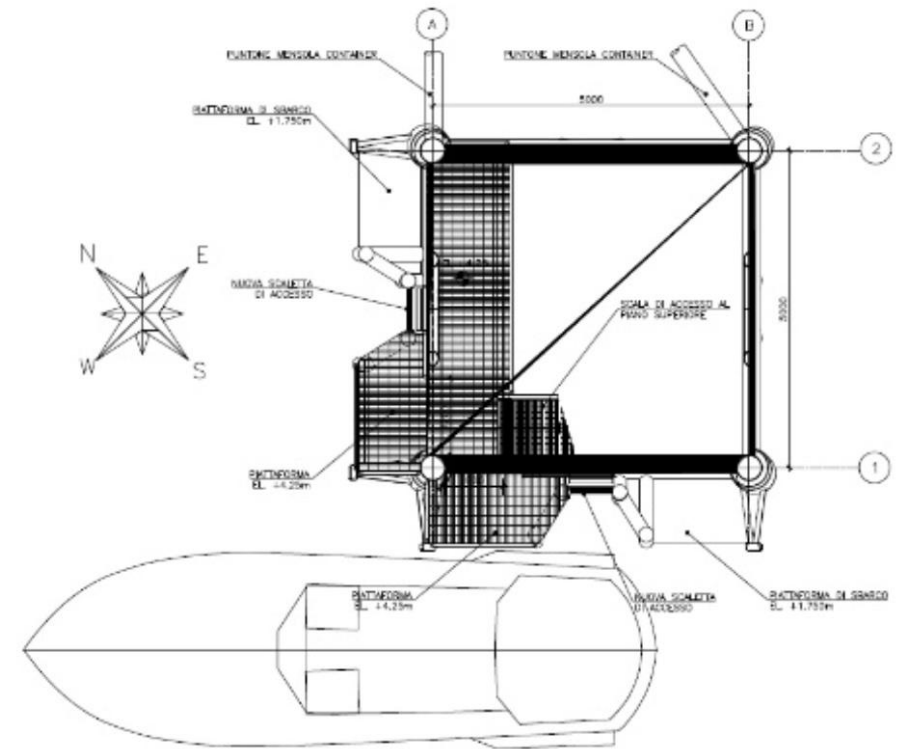
Mooring

Rules

- Always follow the captain instructions
- Leave your luggage on the boat. It will be transferred on the tower by the sailors after you



SW Mooring



NW Mooring

Leaving the boat for the AAOT


Rules

- Always **follow the captain instructions**
- **Leave your luggage** on the boat. It will be transferred on the tower by the sailors after you
- Once moored, the sailors will provide you with an **inflatable life jacket**, which anyone is required to wear before climbing the AAOT stairs in order to be **fixed with a safety harness**. Only after wearing your life jacket attached to the safety harness you will be able to start climbing onto the platform.



Leaving the boat for the AAOT

- **Upon reaching the first level of the AAOT, the fall arrest device must be unhooked from the lifejacket** and the lifejacket can be removed to continue safely to the upper levels of the tower.
- The **same procedure shall apply for disembarking** from the tower, i.e. putting on the lifejacket as soon as you reach the first level of the platform, attaching it to the fall arrest device and starting the descent. On the boat the fall arrest device will be released from the lifejacket.



Safety harness




In the event that, for whatever reason, one falls while ascending or descending the tower, the fall arrest device properly attached to the lifejacket will automatically activate, blocking the fall from above.



Safety equipment

Rules

- **No smoking**
- Always **wear the safety equipment** when on board the tower:

	Calzature - Livello di Protezione S3 Rif. norm.: UNI EN ISO 20345 Antiforo, sfilamento rapido e puntale in acciaio
	Elmetto - In polietilene o ABS Rif. norm.: UNI EN 397 Antiurto
	Indumenti ad alta visibilità – Gilet ad alta visibilità

- Carefully **follow the safety induction** provided by the sailors onboard. This will provide you the basic information regarding emergency procedures to be followed on board the AAOT.
- **Carefully read the emergency management plan** reporting the instructions that each person accessing the AAOT shall follow in case of emergency, and in particular in case of fire, abandonment of the tower, man overboard and finally in case of pollution. A copy of this document is available on board the AAOT at each deck in visible position.
- **Carefully check the safety and emergency signs.**



RUOLO DI APPELLO DELLA PIATTAFORMA "ACQUA ALTA"

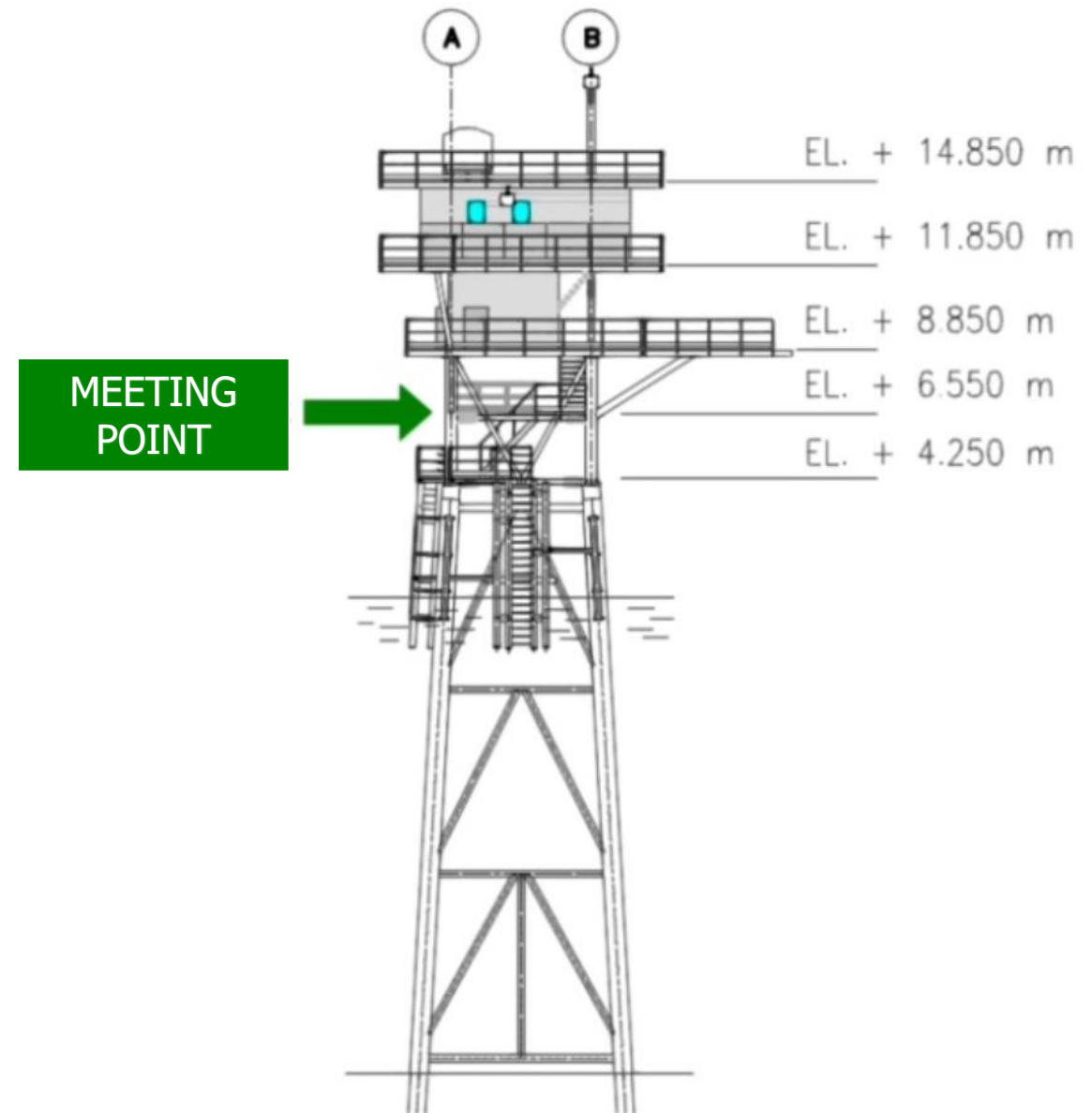
aiffca [ark]	EMERGENZE / EMERGENCES			ABANDONO MARE (Abandon Ship)
	UOMO A MARE (Man over board)	INCENDIO GABINE (Fire on board)	INQUINAMENTO DA IDROCARBURI (Fuel Pollution)	
CNICO LEADER	PONTE MODULO ALLOGGI CON VHF – LANCIO SALVAGENTE ANULARE CON BOETTA – RECUPERO UOMO A MARE - DIREZIONE GENERALE - CONTATTARE AUTORITA' LOCALI - CONTATTARE LA COMPAGNIA	ANNUNCIA AI PRESENTI SULLA PIATTAFORMA L'INCENDIO - DIRIGE E PROVEDE ALLE OPERAZIONI ANTINCENDIO - ISTRUISCE LA DISPOSIZIONE DEL PERSONALE CNR- CONTATTARE AUTORITA' LOCALI - CONTATTARE LA COMPAGNIA	ANNUNCIA AI PRESENTI SULLA PIATTAFORMA L'INQUINAMENTO - CHIUDE TUTTE LE VALVOLE DEL SERBATOIO PRINCIPALE GASOLIO E DEL SERBATOIO GENERATORI - ISTRUISCE LA DISPOSIZIONE DEL PERSONALE CNR - CONTATTARE AUTORITA' LOCALI - CONTATTARE LA COMPAGNIA	ANNUNCIA AI PRESENTI L'ABANDONO DELLA PIATTAFORMA - EFFETTUA CONTEGGIO PERSONE PRESENTI PRIMA DELL'ABANDONO- DIRIGE LE OPERAZIONI PER L'IMBARCO DEL PERSONALE CNR SUL LITUS OVERO SE MANCANTE SULLA ZATTERA AUTOGONFIABILE- SE IMBARCATI SUL LITUS ASSUME IL COMANDO IL CAPITANO DELLA STESSA -SE IMBARCATI SULLA ZATTERA DIVENTA CAPO ZATTERA - IN ENTAMBI I CASI IMBARCA PER ULTIMO Announce to all present the abandon of the Platform – Roll call count - General leader and coordinator for the embarkation of CNR personnel on Litus or on Liferafts – If embarking on LITUS the Captain of the latter take the command of the operations – If embarking on Liferaft he is Raft's Commander - In both scenario he is the last to abandon the platform.
	IN ASSISTENZA AL TEAM LEADER se a bordo – In assisting to Team leader nr. 1 if onboard	IN ASSISTENZA AL TEAM LEADER se a bordo – In assisting to Team leader if onboard	IN ASSISTENZA AL TEAM LEADER se a bordo – In assisting to Team leader if onboard	IN ASSISTENZA AL TEAM LEADER se a bordo – In assisting to Team leader if onboard
	IN ASSISTENZA AL TEAM LEADER se a bordo – In assisting to Team leader nr. 1 if onboard	IN ASSISTENZA AL TEAM LEADER se a bordo – In assisting to Team leader if onboard	IN ASSISTENZA AL TEAM LEADER se a bordo – In assisting to Team leader if onboard	IN ASSISTENZA AL TEAM LEADER se a bordo – In assisting to Team leader if onboard
CNICO personel	-NEL MODULO ALLOGGI A DISPOSIZIONE DEL TEAM LEADER – In the Accomodation module at disposal of Team leader	-SI DIRIGE AL PUNTO DI RIUNIONE CON SALVAGENTE INDOSSATO IN ATTESA DI ISTRUZIONI DA PARTE DEL TEAM LEADER – Proceede to Master station donning Lifejacket and waiting Team leader instructions	-NEL MODULO ALLOGGI A DISPOSIZIONE DEL TEAM LEADER – In the Accomodation module at disposal of Team leader	-SI DIRIGE AL PUNTO DI RIUNIONE CON SALVAGENTE INDOSSATO IN ATTESA DI ISTRUZIONI DA PARTE DEL TEAM LEADER – Proceede to Master station donning Lifejacket and waiting Team leader instructions

Emergency plan

Emergency management

Rules

- In any case of emergency **you must proceed to the assembly point wearing a life jacket**; each person must proceed to the assembly point in an orderly manner by the shortest route and as quickly as possible.
- When leaving the platform, wear additional warm clothing and a waterproof windbreaker, where possible.
- Collect, where possible/available, additional drinking water in plastic containers, food, torches, blankets, etc.
- **UNDER NO CIRCUMSTANCES should you leave the assembly point without authorisation from maritime personnel.**
- **LEAVE all personal belongings** e.g. suitcases, handbags, computers, laptops etc. in the accommodation module or laboratories if leaving the Platform.



Emergency signs and equipment



On board the AAOT: outside



On board the AAOT: inside



Copernicus FICE 2025

Copernicus FRM4SOC-2025 Training In Above-Water Radiometry

Thank you



IMPLEMENTED BY



fiducial reference
measurements for
satellite ocean colour



FRM4SOC Phase-2

PROGRAMME OF
THE EUROPEAN UNION



CNR
ISMAR
ISTITUTO
DI SCIENZE
MARINE



PROGRAMME OF
THE EUROPEAN UNION



UNIVERSITY OF TARTU
Tartu Observatory

